




**Connecting Strength**

In cooperation with



# **Cable management solutions with PVX Mounting Systems**

Flat roof and trapezoidal sheet metal

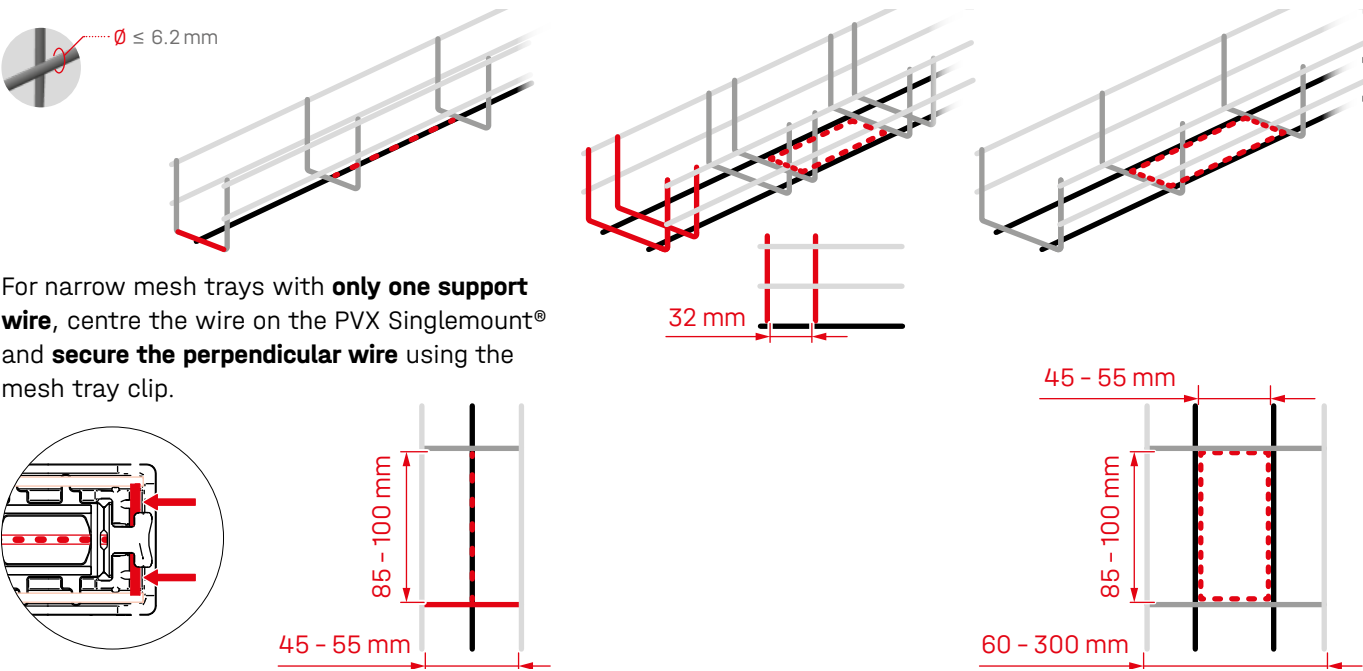
# Flat roof

## PVX Singlemount®

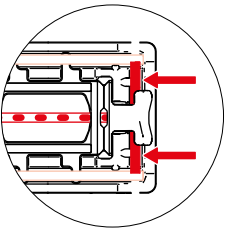
The **PVX Singlemount®** system is the ideal choice for mounting mesh trays on flat roofs. This versatile mounting system supports mesh trays from 60 to 300 mm wide and provides unparalleled stability even in the most challenging conditions.



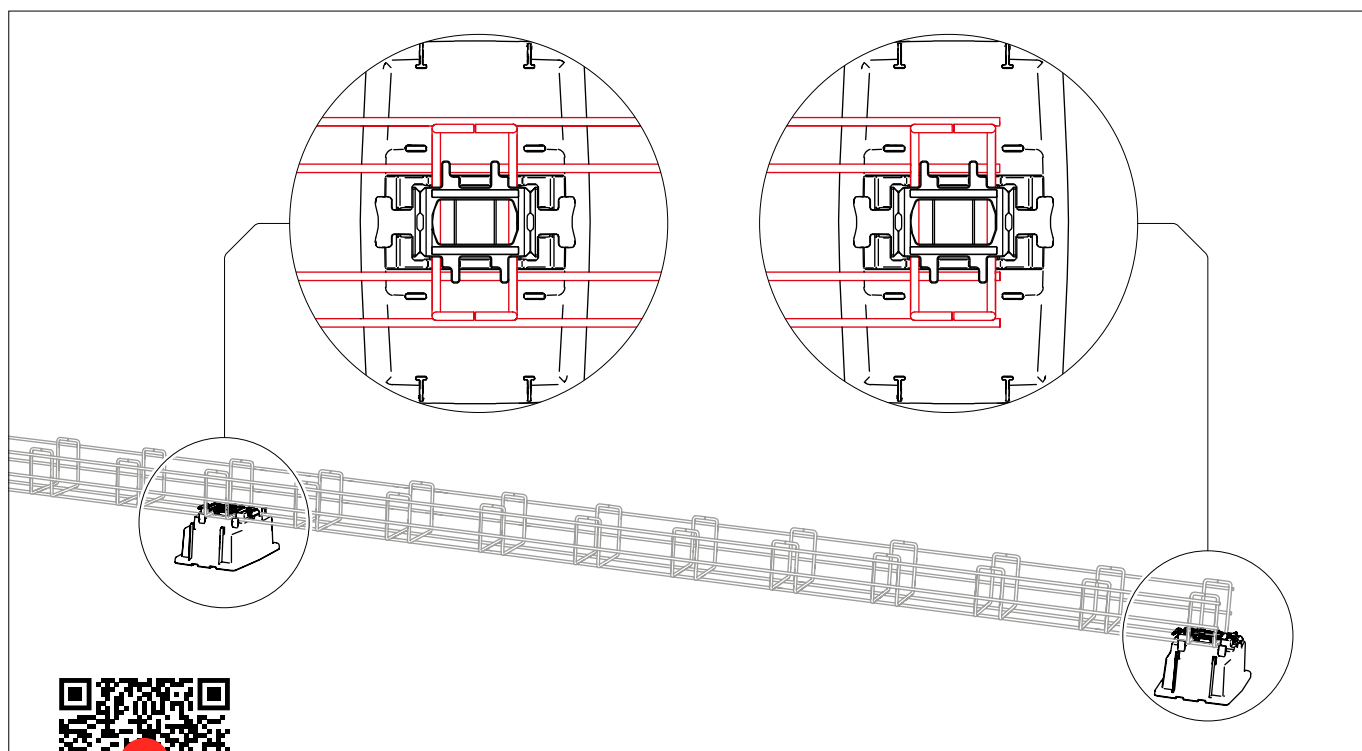
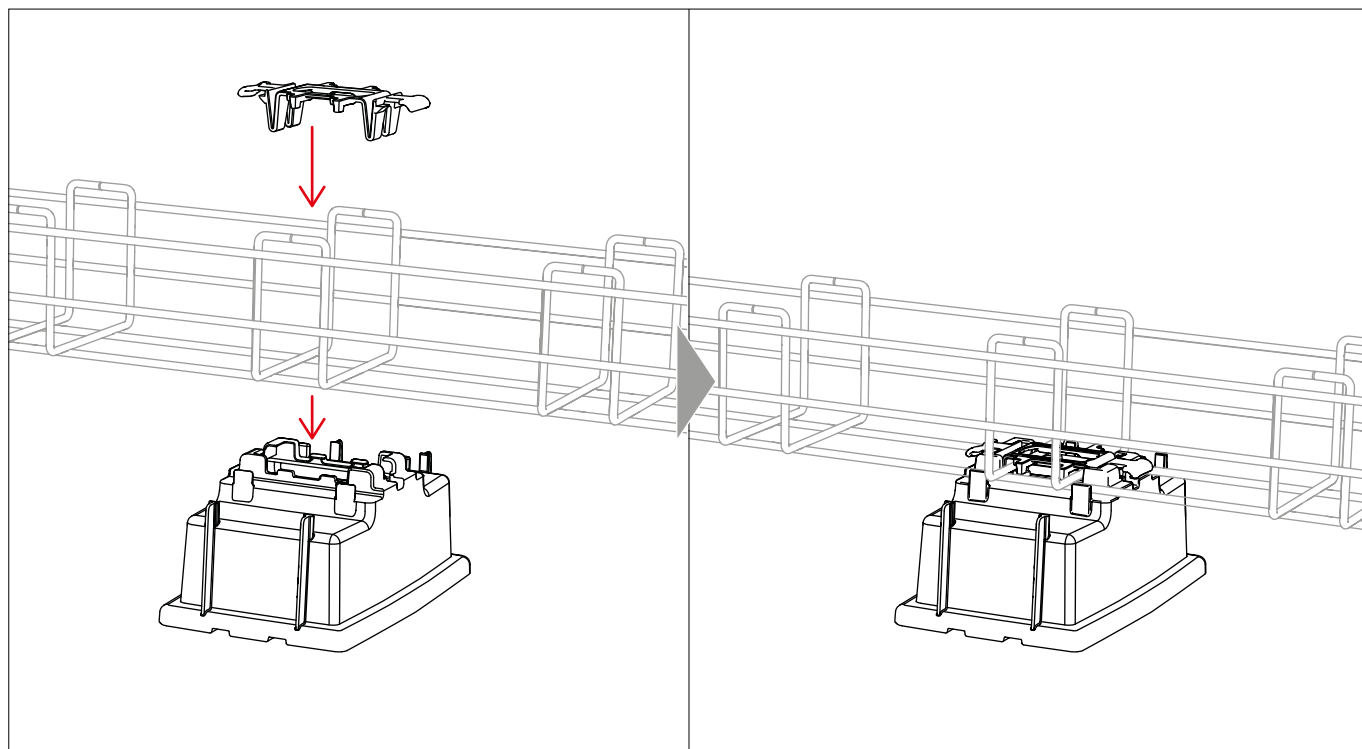
PVX Singlemount®		Product number: 2004879
Dimensions L × W × H	168 × 107 × 75 mm	
Weight	1,1 kg	
Material	ASA, 100 % Virgin HDPE	
Maximum load	50 kg	
UV resistant	100 %	
Temperature-resistant	-40 °C to +60 °C	
Ballast block properties	Frost resistant, Komo®certificate, 100 year guarantee	



For narrow mesh trays with **only one support wire**, centre the wire on the PVX Singlemount® and **secure the perpendicular wire** using the mesh tray clip.




# Assembly



[youtu.be/n0aZiEsZi5w](https://youtu.be/n0aZiEsZi5w)

## PVX Multistrap+®

The **PVX Multistrap+®** system is specially designed for fastening tubes or cable trays and other applications using an M8 Bolt on flat roof installations.



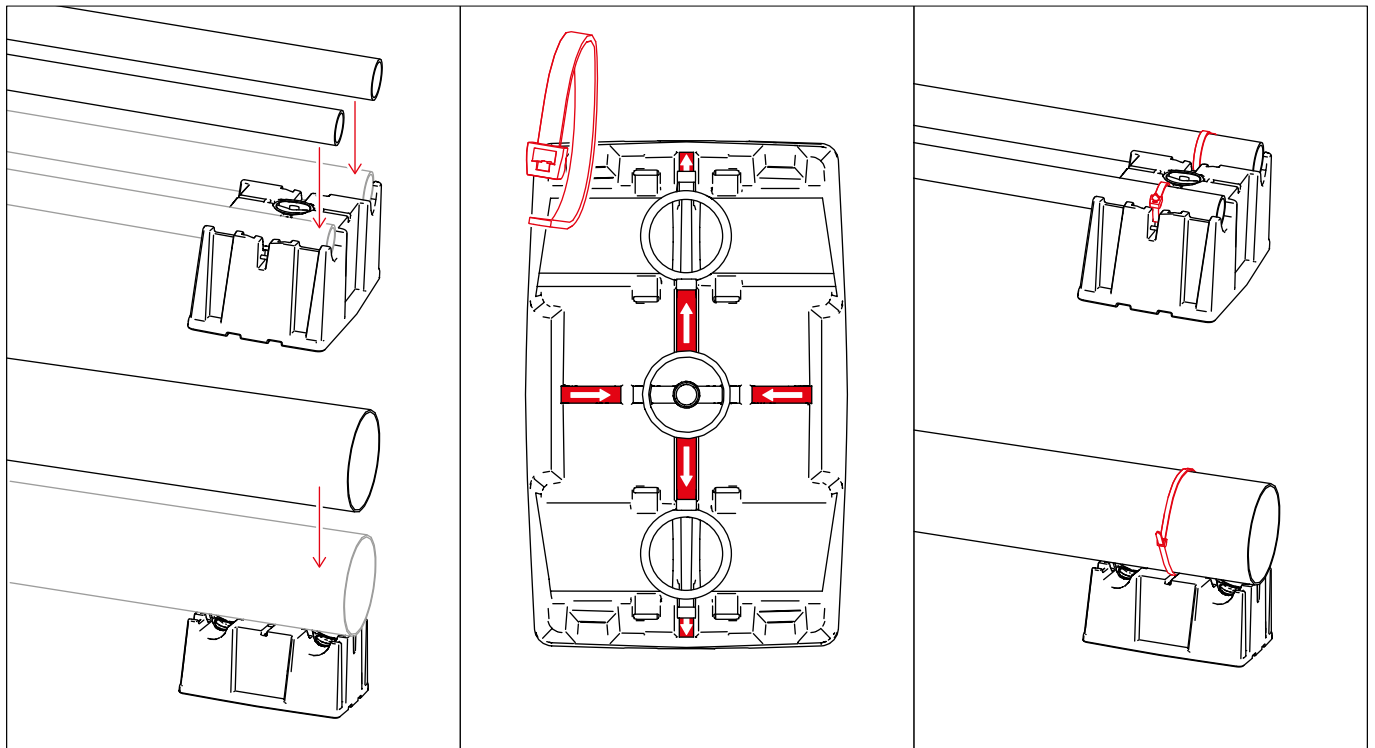
PVX Multistrap+®		Product number: 2004880
Dimensions L × W × H	168 × 107 × 75 mm	
Weight	1.1 kg	
Tube diameter	2 × Ø 16 – 32 mm (1) or 1 × Ø 16 – 100 mm (2)	
Tube fastening	Cable tie: plastic, 24 year UV stable*	
Tensile strength of tie wrap, max.	22 kg	
Maximum width cable trays	300 mm (3)	
Fastening cable trays	M8 bolt, hot dip galvanized*	
Material	ASA, 100 % Virgin HDPE	
Maximum load	200 kg	
UV resistant	100 %	
Temperature-resistant	-40 °C to +60 °C	
Ballast block properties	Frost resistant, Komo®certificate, 100 year guarantee	



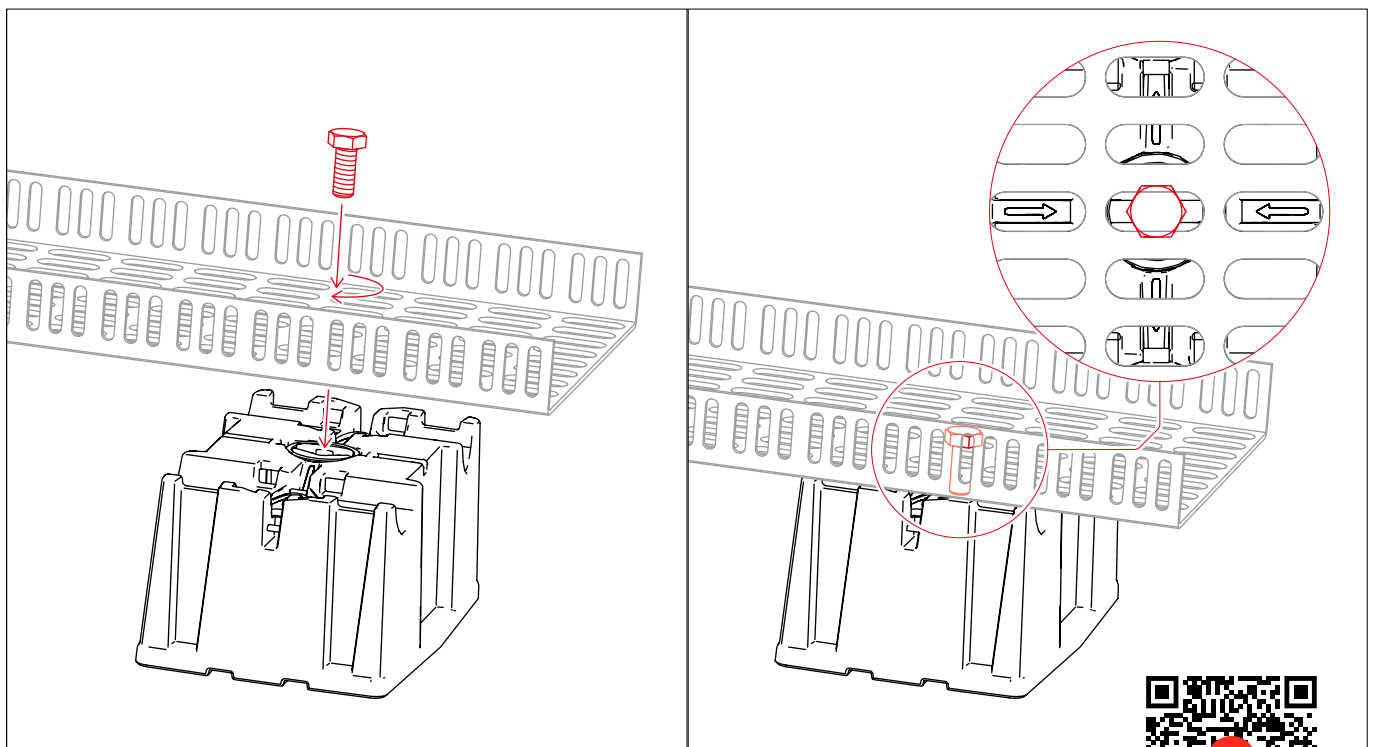
\* Included:  
 2 × Cable tie 200 mm × 4,8 mm, max. Ø 50 mm, not assembled  
 + 1 × assembled M8 bolt, hot dip galvanized

# Assembly

## Fastening tube with cable tie



## Fastening cable tray with M8 bolt



[youtu.be/A6G7igiPmHU](https://youtu.be/A6G7igiPmHU)

# Trapezoidal sheet metal

## PVX Minimount® trapezoidal

The **PVX Minimount® trapezoidal** is specially designed for the safe and efficient installation of mesh trays on trapezoidal sheet metal roofs. This smart mounting system includes an EPDM seal on the bottom and secures mesh trays with a width from 60 to 200 mm.

Mesh tray clip

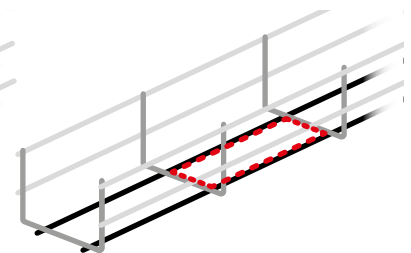
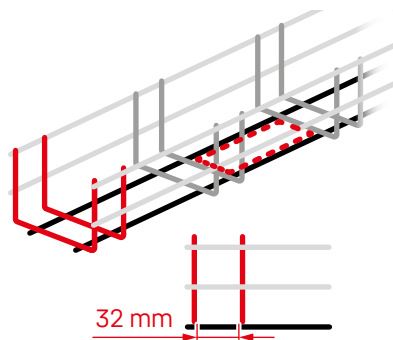
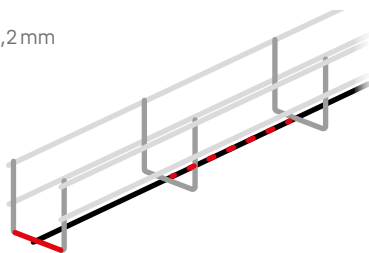
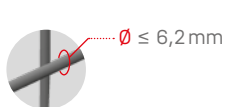
Multilock system

Glass-filled Nylon,  
UV-resistant

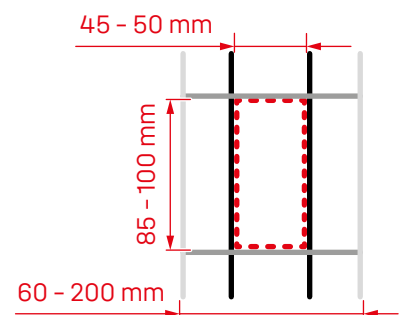
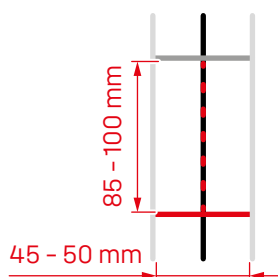
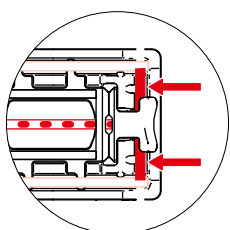
EPDM



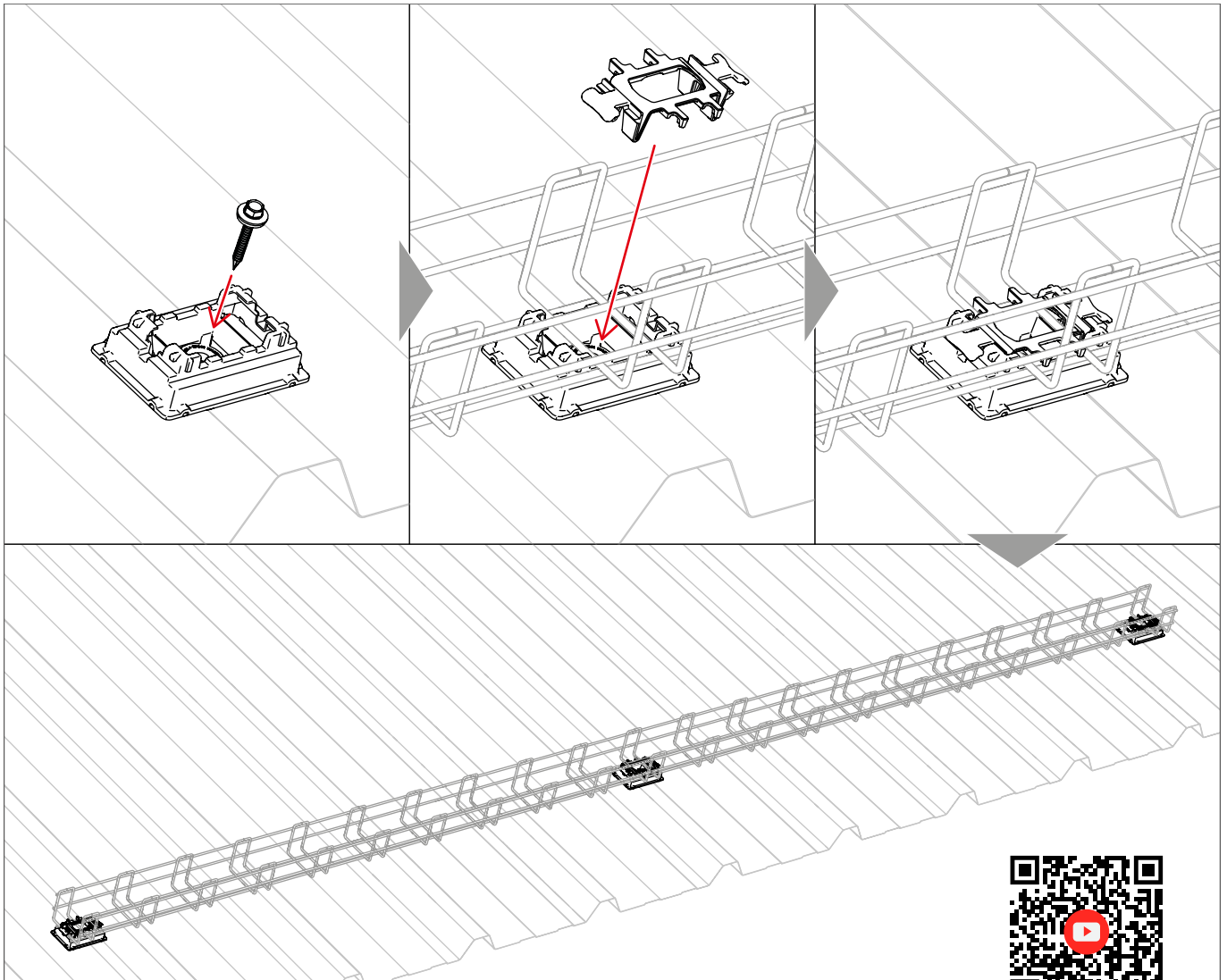
PVX Minimount® trapezoidal		Product number: 2003386
Dimensions L x W x H	96 x 65 x H 27 mm	
Weight	50 g	
Material	Nylon PA6GF30, halogen-free, UV-resistant	
Colour	PVX Minimount - black, Mesh tray clip - grey	
Mesh tray width	45 - 200 mm	
Seal	EPDM on the bottom, waterproof	
UV resistant	100 %	
Temperature-resistant	-40 °C bis +60 °C	
Fastening on trapezoidal sheet metal	Thread-forming metal screw 6 x 25 (not included)	



For narrow mesh trays with **only one support wire**, centre the wire on the PVX Minimount® and **secure the perpendicular wire** using the mesh tray clip.



# Assembly



[youtu.be/G14QHVsU28](https://youtu.be/G14QHVsU28)

## Product and application warranty for PVX systems

### Product warranty

The product warranty is automatically valid for all delivered products, regardless of the application. This warranty exclusively covers product quality, material properties and workmanship under normal use.

**Product warranty:** 15 Jahre

### Application warranty

The application warranty is only valid when an approved calculation has been performed for the project using the PVX Calculator and the installation has been carried out according to the calculated support distance and applicable installation instructions.

**Application warranty:** 15 Jahre

### PVX Calculator



[pvxmountingsystems.com/en/pvx-calculator](https://pvxmountingsystems.com/en/pvx-calculator)





# Connecting Strength

## Thank you for choosing a K2 mounting system.

Mounting systems from K2 Systems are quick and easy to install. We hope these instructions have helped. Please contact us with any questions or suggestions for improvement. Our contact data:

- [k2-systems.com/en/contact](https://k2-systems.com/en/contact)
- **Service Hotline: +49 7159 42059-0**

Our General Terms of Business apply. Please refer: [k2-systems.com](https://k2-systems.com)

### K2 Systems GmbH

Haldenstraße 1 · 71272 Renningen · Germany  
+49 (0) 7159 - 42059 - 0 · [info@k2-systems.com](mailto:info@k2-systems.com) · [k2-systems.com](https://k2-systems.com)

Cable management solutions EN V1 | 0126 · Subject to change · Product illustrations are exemplary and may differ from the original.